

Umbrella Fella – U



Name of Letter “U”
 Tracing letter “U” Activity
 New Skills – left – right – middle
 Review Skills – highest - lowest
 Phonemic Awareness Activity








Teacher Directions

Teach highest – lowest – left – right – middle.
 Then read each clue below to guide children into coloring the correct letter “U”

1. Look at the highest letters in the Umbrella Fella picture. Color the middle “u” yellow.
2. Still looking at the highest three letters. Color the “u” that is on the far right - blue
3. Again, still looking at the highest letters. Color the “u” that is on the far left – red.
4. Now look at the lowest letters in the picture. Color the “u” to the right of his legs - green
5. Color the “u” to the left of his legs – orange.
6. At the top of this paper are a capital and lowercase “u.” Color the capital “U” brown.

PHONEMIC AWARENESS – Sound of short “U”

Does the picture below begin with the sound of short u – “uh” – circle “yes” or “no”

<p>1.</p>  <p>yes no</p>	<p>2.</p>  <p>yes no</p>	<p>3.</p>  <p>yes no</p>	<p>4.</p>  <p>yes no</p>	<p>5. Where are they?</p>  <p>yes no</p>
---	---	---	--	---